



Usr: planeacion  
Rep: rptEstadoPresupuestoEgresos

# Instituto Tecnológico Superior de Tepeaca Estado de Puebla

## Estado del Ejercicio del Presupuesto por Capítulo del Gasto Al 30/jun./2021

Fecha y 08/jul./2021

hora de Impresión 03:49 p. m.

Objeto del Gasto		Aprobado	Ampliaciones / (Reducciones)	Presupuesto Vigente	Comprometido	Presupuesto Disponibile para Comprometer	Devengado	Comprometido No Devengado	Presupuesto Sin Devengar	Ejercido	Pagado	Cuentas por Pagar Deuda
<b>1000</b>	<b>SERVICIOS PERSONALES</b>	<b>\$37,291,824.30</b>	<b>\$240,811.16</b>	<b>\$37,532,635.46</b>	<b>\$16,129,449.14</b>	<b>\$21,403,186.32</b>	<b>\$16,129,449.14</b>	<b>\$0.00</b>	<b>\$21,403,186.32</b>	<b>\$16,129,449.14</b>	<b>\$15,904,956.59</b>	<b>\$224,492.55</b>
<b>1100</b>	<b>REMUNERACIONES AL PERSONAL DE CARÁCTER PEI</b>	<b>\$21,350,070.50</b>	<b>-\$19,623.10</b>	<b>\$21,330,447.40</b>	<b>\$10,694,256.24</b>	<b>\$10,636,191.16</b>	<b>\$10,694,256.24</b>	<b>\$0.00</b>	<b>\$10,636,191.16</b>	<b>\$10,694,256.24</b>	<b>\$10,694,256.24</b>	<b>\$0.00</b>
1130	Sueldos base al personal permanente	\$21,350,070.50	-\$19,623.10	\$21,330,447.40	\$10,694,256.24	\$10,636,191.16	\$10,694,256.24	\$0.00	\$10,636,191.16	\$10,694,256.24	\$10,694,256.24	\$0.00
1132	Sueldo base al personal de confianza	\$21,350,070.50	-\$19,623.10	\$21,330,447.40	\$10,694,256.24	\$10,636,191.16	\$10,694,256.24	\$0.00	\$10,636,191.16	\$10,694,256.24	\$10,694,256.24	\$0.00
<b>1300</b>	<b>REMUNERACIONES ADICIONALES Y ESPECIALES</b>	<b>\$5,158,807.58</b>	<b>\$0.00</b>	<b>\$5,158,807.58</b>	<b>\$1,182,834.62</b>	<b>\$3,975,972.96</b>	<b>\$1,182,834.62</b>	<b>\$0.00</b>	<b>\$3,975,972.96</b>	<b>\$1,182,834.62</b>	<b>\$1,182,834.62</b>	<b>\$0.00</b>
1310	Primas por años de servicios efectivos prestados	\$979,346.72	\$0.00	\$979,346.72	\$478,376.24	\$500,970.48	\$478,376.24	\$0.00	\$500,970.48	\$478,376.24	\$478,376.24	\$0.00
1311	Prima quinquenal por años de servicios efectivos prestados	\$979,346.72	\$0.00	\$979,346.72	\$478,376.24	\$500,970.48	\$478,376.24	\$0.00	\$500,970.48	\$478,376.24	\$478,376.24	\$0.00
1320	Primas de vacaciones, dominical y gratificación de fin de año	\$4,179,460.86	\$0.00	\$4,179,460.86	\$704,458.38	\$3,475,002.48	\$704,458.38	\$0.00	\$3,475,002.48	\$704,458.38	\$704,458.38	\$0.00
1321	Primas de vacaciones y dominical	\$1,492,297.82	\$0.00	\$1,492,297.82	\$688,142.26	\$804,155.56	\$688,142.26	\$0.00	\$804,155.56	\$688,142.26	\$688,142.26	\$0.00
1322	Aguinaldo o gratificación de fin de año	\$2,687,163.04	\$0.00	\$2,687,163.04	\$16,316.12	\$2,670,846.92	\$16,316.12	\$0.00	\$2,670,846.92	\$16,316.12	\$16,316.12	\$0.00
<b>1400</b>	<b>SEGURIDAD SOCIAL</b>	<b>\$6,255,570.66</b>	<b>\$0.00</b>	<b>\$6,255,570.66</b>	<b>\$2,750,330.57</b>	<b>\$3,505,240.09</b>	<b>\$2,750,330.57</b>	<b>\$0.00</b>	<b>\$3,505,240.09</b>	<b>\$2,750,330.57</b>	<b>\$2,525,838.02</b>	<b>\$224,492.55</b>
1410	Aportaciones de seguridad social	\$5,551,018.32	\$0.00	\$5,551,018.32	\$2,612,814.05	\$2,938,204.27	\$2,612,814.05	\$0.00	\$2,938,204.27	\$2,612,814.05	\$2,399,546.13	\$213,267.92
1411	Aportaciones al Instituto de Seguridad y Servicios Sociales	\$5,551,018.32	\$0.00	\$5,551,018.32	\$2,612,814.05	\$2,938,204.27	\$2,612,814.05	\$0.00	\$2,938,204.27	\$2,612,814.05	\$2,399,546.13	\$213,267.92
1420	Aportaciones a fondos de vivienda	\$277,550.92	\$0.00	\$277,550.92	\$137,516.52	\$140,034.40	\$137,516.52	\$0.00	\$140,034.40	\$137,516.52	\$126,291.89	\$11,224.63
1421	Aportaciones para la vivienda	\$277,550.92	\$0.00	\$277,550.92	\$137,516.52	\$140,034.40	\$137,516.52	\$0.00	\$140,034.40	\$137,516.52	\$126,291.89	\$11,224.63
1430	Aportaciones al sistema para el retiro	\$427,001.42	\$0.00	\$427,001.42	\$0.00	\$427,001.42	\$0.00	\$0.00	\$427,001.42	\$0.00	\$0.00	\$0.00
1431	Aportaciones al sistema de ahorro para el retiro	\$427,001.42	\$0.00	\$427,001.42	\$0.00	\$427,001.42	\$0.00	\$0.00	\$427,001.42	\$0.00	\$0.00	\$0.00
<b>1500</b>	<b>OTRAS PRESTACIONES SOCIALES Y ECONÓMICAS</b>	<b>\$2,096,732.56</b>	<b>\$19,623.10</b>	<b>\$2,116,355.66</b>	<b>\$1,027,338.55</b>	<b>\$1,089,017.11</b>	<b>\$1,027,338.55</b>	<b>\$0.00</b>	<b>\$1,089,017.11</b>	<b>\$1,027,338.55</b>	<b>\$1,027,338.55</b>	<b>\$0.00</b>
1520	Indemnizaciones	\$0.00	\$19,623.10	\$19,623.10	\$0.00	\$19,623.10	\$0.00	\$0.00	\$19,623.10	\$0.00	\$0.00	\$0.00
1521	Indemnizaciones por separación	\$0.00	\$19,623.10	\$19,623.10	\$0.00	\$19,623.10	\$0.00	\$0.00	\$19,623.10	\$0.00	\$0.00	\$0.00
1590	Otras prestaciones sociales y económicas	\$2,096,732.56	\$0.00	\$2,096,732.56	\$1,027,338.55	\$1,069,394.01	\$1,027,338.55	\$0.00	\$1,069,394.01	\$1,027,338.55	\$1,027,338.55	\$0.00
1591	Otras prestaciones sociales	\$2,096,732.56	\$0.00	\$2,096,732.56	\$1,027,338.55	\$1,069,394.01	\$1,027,338.55	\$0.00	\$1,069,394.01	\$1,027,338.55	\$1,027,338.55	\$0.00
<b>1600</b>	<b>PREVISIONES</b>	<b>\$958,643.00</b>	<b>-\$31,600.00</b>	<b>\$927,043.00</b>	<b>\$0.00</b>	<b>\$927,043.00</b>	<b>\$0.00</b>	<b>\$0.00</b>	<b>\$927,043.00</b>	<b>\$0.00</b>	<b>\$0.00</b>	<b>\$0.00</b>
1610	Previsiones de carácter laboral, económica y de seguridad	\$958,643.00	-\$31,600.00	\$927,043.00	\$0.00	\$927,043.00	\$0.00	\$0.00	\$927,043.00	\$0.00	\$0.00	\$0.00
1613	Otras medidas de carácter laboral y económico	\$958,643.00	-\$31,600.00	\$927,043.00	\$0.00	\$927,043.00	\$0.00	\$0.00	\$927,043.00	\$0.00	\$0.00	\$0.00
<b>1700</b>	<b>PAGO DE ESTÍMULOS A SERVIDORES PÚBLICOS</b>	<b>\$1,472,000.00</b>	<b>\$272,411.16</b>	<b>\$1,744,411.16</b>	<b>\$474,689.16</b>	<b>\$1,269,722.00</b>	<b>\$474,689.16</b>	<b>\$0.00</b>	<b>\$1,269,722.00</b>	<b>\$474,689.16</b>	<b>\$474,689.16</b>	<b>\$0.00</b>
1710	Estímulos	\$1,472,000.00	\$272,411.16	\$1,744,411.16	\$474,689.16	\$1,269,722.00	\$474,689.16	\$0.00	\$1,269,722.00	\$474,689.16	\$474,689.16	\$0.00
1711	Estímulos por productividad y eficiencia	\$1,472,000.00	\$272,411.16	\$1,744,411.16	\$474,689.16	\$1,269,722.00	\$474,689.16	\$0.00	\$1,269,722.00	\$474,689.16	\$474,689.16	\$0.00
<b>2000</b>	<b>MATERIALES Y SUMINISTROS</b>	<b>\$3,413,713.20</b>	<b>-\$17,867.86</b>	<b>\$3,395,845.34</b>	<b>\$1,577,988.34</b>	<b>\$1,817,857.00</b>	<b>\$1,445,112.19</b>	<b>\$132,876.15</b>	<b>\$1,950,733.15</b>	<b>\$1,445,112.19</b>	<b>\$1,445,112.19</b>	<b>\$0.00</b>
<b>2100</b>	<b>MATERIALES DE ADMINISTRACIÓN, EMISIÓN DE DOCUMENTOS</b>	<b>\$1,192,064.42</b>	<b>-\$506,262.11</b>	<b>\$685,802.31</b>	<b>\$187,253.70</b>	<b>\$498,548.61</b>	<b>\$136,373.75</b>	<b>\$50,879.95</b>	<b>\$549,428.56</b>	<b>\$136,373.75</b>	<b>\$136,373.75</b>	<b>\$0.00</b>
2110	Materiales, útiles y equipos menores de oficina	\$183,110.94	-\$80,000.00	\$103,110.94	\$52,593.96	\$50,516.98	\$27,702.36	\$24,891.60	\$75,408.58	\$27,702.36	\$27,702.36	\$0.00
2111	Materiales, útiles y equipos menores de oficina	\$183,110.94	-\$80,000.00	\$103,110.94	\$52,593.96	\$50,516.98	\$27,702.36	\$24,891.60	\$75,408.58	\$27,702.36	\$27,702.36	\$0.00
2120	Materiales y útiles de impresión y reproducción	\$54,134.56	-\$27,067.28	\$27,067.28	\$0.00	\$27,067.28	\$0.00	\$0.00	\$27,067.28	\$0.00	\$0.00	\$0.00
2121	Materiales y útiles de impresión y reproducción	\$54,134.56	-\$27,067.28	\$27,067.28	\$0.00	\$27,067.28	\$0.00	\$0.00	\$27,067.28	\$0.00	\$0.00	\$0.00
2140	Materiales, útiles y equipos menores de tecnologías de la información	\$84,000.00	\$0.00	\$84,000.00	\$39,184.35	\$44,815.65	\$13,196.00	\$25,988.35	\$70,804.00	\$13,196.00	\$13,196.00	\$0.00



Usr: planeacion  
Rep: rptEstadoPresupuestoEgresos

# Instituto Tecnológico Superior de Tepeaca Estado de Puebla

## Estado del Ejercicio del Presupuesto por Capítulo del Gasto Al 30/jun./2021

Fecha y 08/jul./2021

hora de Impresión 03:49 p. m.

Objeto del Gasto		Aprobado	Ampliaciones / (Reducciones)	Presupuesto Vigente	Comprometido	Presupuesto Disponibile para Comprometer	Devengado	Comprometido No Devengado	Presupuesto Sin Devengar	Ejercido	Pagado	Cuentas por Pagar Deuda
2141	Materiales, útiles y equipos menores de tecnologías de la	\$84,000.00	\$0.00	\$84,000.00	\$39,184.35	\$44,815.65	\$13,196.00	\$25,988.35	\$70,804.00	\$13,196.00	\$13,196.00	\$0.00
2150	Material impreso e información digital	\$98,700.00	-\$13,576.80	\$85,123.20	\$4,750.00	\$80,373.20	\$4,750.00	\$0.00	\$80,373.20	\$4,750.00	\$4,750.00	\$0.00
2151	Material impreso e información digital	\$98,700.00	-\$13,576.80	\$85,123.20	\$4,750.00	\$80,373.20	\$4,750.00	\$0.00	\$80,373.20	\$4,750.00	\$4,750.00	\$0.00
2160	Material de limpieza	\$564,960.00	-\$348,883.50	\$216,076.50	\$45,444.29	\$170,632.21	\$45,444.29	\$0.00	\$170,632.21	\$45,444.29	\$45,444.29	\$0.00
2161	Material de limpieza	\$564,960.00	-\$348,883.50	\$216,076.50	\$45,444.29	\$170,632.21	\$45,444.29	\$0.00	\$170,632.21	\$45,444.29	\$45,444.29	\$0.00
2170	Materiales y útiles de enseñanza	\$192,158.92	-\$36,734.53	\$155,424.39	\$39,423.10	\$116,001.29	\$39,423.10	\$0.00	\$116,001.29	\$39,423.10	\$39,423.10	\$0.00
2171	Materiales y útiles de enseñanza	\$192,158.92	-\$36,734.53	\$155,424.39	\$39,423.10	\$116,001.29	\$39,423.10	\$0.00	\$116,001.29	\$39,423.10	\$39,423.10	\$0.00
2180	Materiales para el registro e identificación de bienes y per	\$15,000.00	\$0.00	\$15,000.00	\$5,858.00	\$9,142.00	\$5,858.00	\$0.00	\$9,142.00	\$5,858.00	\$5,858.00	\$0.00
2181	Registro e identificación de bienes y personas	\$15,000.00	\$0.00	\$15,000.00	\$5,858.00	\$9,142.00	\$5,858.00	\$0.00	\$9,142.00	\$5,858.00	\$5,858.00	\$0.00
<b>2200</b>	<b>ALIMENTOS Y UTENSILIOS</b>	<b>\$212,794.98</b>	<b>\$70,000.00</b>	<b>\$282,794.98</b>	<b>\$207,813.00</b>	<b>\$74,981.98</b>	<b>\$207,813.00</b>	<b>\$0.00</b>	<b>\$74,981.98</b>	<b>\$207,813.00</b>	<b>\$207,813.00</b>	<b>\$0.00</b>
2210	Productos alimenticios para personas	\$139,794.98	\$70,000.00	\$209,794.98	\$173,243.14	\$36,551.84	\$173,243.14	\$0.00	\$36,551.84	\$173,243.14	\$173,243.14	\$0.00
2211	Productos alimenticios para los efectivos que participen e	\$139,794.98	-\$139,794.98	\$0.00	\$0.00	\$0.00	\$0.00	\$0.00	\$0.00	\$0.00	\$0.00	\$0.00
2213	Productos alimenticios para el personal en las instalacion	\$0.00	\$209,794.98	\$209,794.98	\$173,243.14	\$36,551.84	\$173,243.14	\$0.00	\$36,551.84	\$173,243.14	\$173,243.14	\$0.00
2230	Utensilios para el servicio de alimentación	\$73,000.00	\$0.00	\$73,000.00	\$34,569.86	\$38,430.14	\$34,569.86	\$0.00	\$38,430.14	\$34,569.86	\$34,569.86	\$0.00
2231	Utensilios para el servicio de alimentación	\$73,000.00	\$0.00	\$73,000.00	\$34,569.86	\$38,430.14	\$34,569.86	\$0.00	\$38,430.14	\$34,569.86	\$34,569.86	\$0.00
<b>2400</b>	<b>MATERIALES Y ARTÍCULOS DE CONSTRUCCIÓN Y DE</b>	<b>\$478,329.90</b>	<b>\$151,606.92</b>	<b>\$629,936.82</b>	<b>\$216,909.35</b>	<b>\$413,027.47</b>	<b>\$216,717.51</b>	<b>\$191.84</b>	<b>\$413,219.31</b>	<b>\$216,717.51</b>	<b>\$216,717.51</b>	<b>\$0.00</b>
2410	Productos minerales no metálicos	\$101,317.52	-\$62,893.08	\$38,424.44	\$0.00	\$38,424.44	\$0.00	\$0.00	\$38,424.44	\$0.00	\$0.00	\$0.00
2411	Productos minerales no metálicos	\$101,317.52	-\$62,893.08	\$38,424.44	\$0.00	\$38,424.44	\$0.00	\$0.00	\$38,424.44	\$0.00	\$0.00	\$0.00
2420	Cemento y productos de concreto	\$67,500.00	\$0.00	\$67,500.00	\$0.00	\$67,500.00	\$0.00	\$0.00	\$67,500.00	\$0.00	\$0.00	\$0.00
2421	Cemento y productos de concreto	\$67,500.00	\$0.00	\$67,500.00	\$0.00	\$67,500.00	\$0.00	\$0.00	\$67,500.00	\$0.00	\$0.00	\$0.00
2430	Cal, yeso y productos de yeso	\$24,288.00	\$0.00	\$24,288.00	\$0.00	\$24,288.00	\$0.00	\$0.00	\$24,288.00	\$0.00	\$0.00	\$0.00
2431	Cal, yeso y productos de yeso	\$24,288.00	\$0.00	\$24,288.00	\$0.00	\$24,288.00	\$0.00	\$0.00	\$24,288.00	\$0.00	\$0.00	\$0.00
2440	Madera y productos de madera	\$46,945.20	-\$2,500.00	\$44,445.20	\$0.00	\$44,445.20	\$0.00	\$0.00	\$44,445.20	\$0.00	\$0.00	\$0.00
2441	Madera y productos de madera	\$46,945.20	-\$2,500.00	\$44,445.20	\$0.00	\$44,445.20	\$0.00	\$0.00	\$44,445.20	\$0.00	\$0.00	\$0.00
2450	Vidrio y productos de vidrio	\$4,600.00	\$0.00	\$4,600.00	\$0.00	\$4,600.00	\$0.00	\$0.00	\$4,600.00	\$0.00	\$0.00	\$0.00
2451	Vidrio y productos de vidrio	\$4,600.00	\$0.00	\$4,600.00	\$0.00	\$4,600.00	\$0.00	\$0.00	\$4,600.00	\$0.00	\$0.00	\$0.00
2460	Material eléctrico y electrónico	\$82,500.00	\$0.00	\$82,500.00	\$2,921.62	\$79,578.38	\$2,729.78	\$191.84	\$79,770.22	\$2,729.78	\$2,729.78	\$0.00
2461	Material eléctrico y electrónico	\$82,500.00	\$0.00	\$82,500.00	\$2,921.62	\$79,578.38	\$2,729.78	\$191.84	\$79,770.22	\$2,729.78	\$2,729.78	\$0.00
2470	Artículos metálicos para la construcción	\$64,399.18	-\$10,000.00	\$54,399.18	\$6,642.09	\$47,757.09	\$6,642.09	\$0.00	\$47,757.09	\$6,642.09	\$6,642.09	\$0.00
2471	Artículos metálicos para la construcción	\$64,399.18	-\$10,000.00	\$54,399.18	\$6,642.09	\$47,757.09	\$6,642.09	\$0.00	\$47,757.09	\$6,642.09	\$6,642.09	\$0.00
2480	Materiales complementarios	\$42,760.00	\$0.00	\$42,760.00	\$14,047.60	\$28,712.40	\$14,047.60	\$0.00	\$28,712.40	\$14,047.60	\$14,047.60	\$0.00
2481	Materiales Complementarios	\$42,760.00	\$0.00	\$42,760.00	\$14,047.60	\$28,712.40	\$14,047.60	\$0.00	\$28,712.40	\$14,047.60	\$14,047.60	\$0.00
2490	Otros materiales y artículos de construcción y reparación	\$44,020.00	\$227,000.00	\$271,020.00	\$193,298.04	\$77,721.96	\$193,298.04	\$0.00	\$77,721.96	\$193,298.04	\$193,298.04	\$0.00
2491	Otros materiales y artículos de construcción y reparación	\$44,020.00	\$227,000.00	\$271,020.00	\$193,298.04	\$77,721.96	\$193,298.04	\$0.00	\$77,721.96	\$193,298.04	\$193,298.04	\$0.00
<b>2500</b>	<b>PRODUCTOS QUÍMICOS, FARMACÉUTICOS Y DE LABO</b>	<b>\$372,631.20</b>	<b>-\$14,117.16</b>	<b>\$358,514.04</b>	<b>\$209,337.40</b>	<b>\$149,176.64</b>	<b>\$205,509.40</b>	<b>\$3,828.00</b>	<b>\$153,004.64</b>	<b>\$205,509.40</b>	<b>\$205,509.40</b>	<b>\$0.00</b>



Usr: planeacion  
Rep: rptEstadoPresupuestoEgresos

# Instituto Tecnológico Superior de Tepeaca Estado de Puebla

## Estado del Ejercicio del Presupuesto por Capítulo del Gasto Al 30/jun./2021

Fecha y 08/jul./2021

hora de Impresión 03:49 p. m.

Objeto del Gasto		Aprobado	Ampliaciones / (Reducciones)	Presupuesto Vigente	Comprometido	Presupuesto Disponibile para Comprometer	Devengado	Comprometido No Devengado	Presupuesto Sin Devengar	Ejercido	Pagado	Cuentas por Pagar Deuda
2510	Productos químicos básicos	\$76,448.00	-\$24,581.90	\$51,866.10	\$0.00	\$51,866.10	\$0.00	\$0.00	\$51,866.10	\$0.00	\$0.00	\$0.00
2511	Productos químicos básicos	\$76,448.00	-\$24,581.90	\$51,866.10	\$0.00	\$51,866.10	\$0.00	\$0.00	\$51,866.10	\$0.00	\$0.00	\$0.00
2520	Fertilizantes, pesticidas y otros agroquímicos	\$40,565.60	\$0.00	\$40,565.60	\$5,171.89	\$35,393.71	\$5,171.89	\$0.00	\$35,393.71	\$5,171.89	\$5,171.89	\$0.00
2521	Fertilizantes, pesticidas y otros agroquímicos	\$40,565.60	\$0.00	\$40,565.60	\$5,171.89	\$35,393.71	\$5,171.89	\$0.00	\$35,393.71	\$5,171.89	\$5,171.89	\$0.00
2530	Medicinas y productos farmacéuticos	\$40,565.60	\$24,690.40	\$65,256.00	\$58,364.53	\$6,891.47	\$58,364.53	\$0.00	\$6,891.47	\$58,364.53	\$58,364.53	\$0.00
2531	Medicinas y productos farmacéuticos	\$40,565.60	\$24,690.40	\$65,256.00	\$58,364.53	\$6,891.47	\$58,364.53	\$0.00	\$6,891.47	\$58,364.53	\$58,364.53	\$0.00
2540	Materiales, accesorios y suministros médicos	\$24,060.00	\$17,120.00	\$41,180.00	\$41,180.00	\$0.00	\$41,180.00	\$0.00	\$0.00	\$41,180.00	\$41,180.00	\$0.00
2541	Materiales, accesorios y suministros médicos	\$24,060.00	\$17,120.00	\$41,180.00	\$41,180.00	\$0.00	\$41,180.00	\$0.00	\$0.00	\$41,180.00	\$41,180.00	\$0.00
2550	Materiales, accesorios y suministros de laboratorio	\$100,000.00	-\$27,466.56	\$72,533.44	\$17,545.00	\$54,988.44	\$17,545.00	\$0.00	\$54,988.44	\$17,545.00	\$17,545.00	\$0.00
2551	Materiales, accesorios y suministros de laboratorio	\$100,000.00	-\$27,466.56	\$72,533.44	\$17,545.00	\$54,988.44	\$17,545.00	\$0.00	\$54,988.44	\$17,545.00	\$17,545.00	\$0.00
2560	Fibras sintéticas, hules, plásticos y derivados	\$21,592.00	\$19,248.50	\$40,840.50	\$40,803.58	\$36.92	\$36,975.58	\$3,828.00	\$3,864.92	\$36,975.58	\$36,975.58	\$0.00
2561	Fibras sintéticas, hules, plásticos y derivados	\$21,592.00	\$19,248.50	\$40,840.50	\$40,803.58	\$36.92	\$36,975.58	\$3,828.00	\$3,864.92	\$36,975.58	\$36,975.58	\$0.00
2590	Otros productos químicos	\$69,400.00	-\$23,127.60	\$46,272.40	\$46,272.40	\$0.00	\$46,272.40	\$0.00	\$0.00	\$46,272.40	\$46,272.40	\$0.00
2591	Otros productos químicos	\$69,400.00	-\$23,127.60	\$46,272.40	\$46,272.40	\$0.00	\$46,272.40	\$0.00	\$0.00	\$46,272.40	\$46,272.40	\$0.00
<b>2600</b>	<b>COMBUSTIBLES, LUBRICANTES Y ADITIVOS</b>	<b>\$504,400.00</b>	<b>-\$1,044.00</b>	<b>\$503,356.00</b>	<b>\$192,460.81</b>	<b>\$310,895.19</b>	<b>\$192,460.81</b>	<b>\$0.00</b>	<b>\$310,895.19</b>	<b>\$192,460.81</b>	<b>\$192,460.81</b>	<b>\$0.00</b>
2610	Combustibles, lubricantes y aditivos	\$504,400.00	-\$1,044.00	\$503,356.00	\$192,460.81	\$310,895.19	\$192,460.81	\$0.00	\$310,895.19	\$192,460.81	\$192,460.81	\$0.00
2612	Combustibles, lubricantes y aditivos para vehículos destir	\$24,400.00	\$0.00	\$24,400.00	\$3,850.81	\$20,549.19	\$3,850.81	\$0.00	\$20,549.19	\$3,850.81	\$3,850.81	\$0.00
2613	Combustibles, lubricantes y aditivos para vehículos asign:	\$480,000.00	-\$1,044.00	\$478,956.00	\$188,610.00	\$290,346.00	\$188,610.00	\$0.00	\$290,346.00	\$188,610.00	\$188,610.00	\$0.00
<b>2700</b>	<b>VESTUARIO, BLANCOS, PRENDAS DE PROTECCIÓN Y</b>	<b>\$267,624.28</b>	<b>\$197,055.76</b>	<b>\$464,680.04</b>	<b>\$364,305.76</b>	<b>\$100,374.28</b>	<b>\$286,329.40</b>	<b>\$77,976.36</b>	<b>\$178,350.64</b>	<b>\$286,329.40</b>	<b>\$286,329.40</b>	<b>\$0.00</b>
2710	Vestuario y uniformes	\$150,000.00	\$202,739.76	\$352,739.76	\$352,739.76	\$0.00	\$277,779.40	\$74,960.36	\$74,960.36	\$277,779.40	\$277,779.40	\$0.00
2711	Vestuario y uniformes	\$150,000.00	\$202,739.76	\$352,739.76	\$352,739.76	\$0.00	\$277,779.40	\$74,960.36	\$74,960.36	\$277,779.40	\$277,779.40	\$0.00
2720	Prendas de seguridad y protección personal	\$46,872.00	\$0.00	\$46,872.00	\$4,383.60	\$42,488.40	\$1,367.60	\$3,016.00	\$45,504.40	\$1,367.60	\$1,367.60	\$0.00
2721	Prendas de seguridad y protección personal	\$46,872.00	\$0.00	\$46,872.00	\$4,383.60	\$42,488.40	\$1,367.60	\$3,016.00	\$45,504.40	\$1,367.60	\$1,367.60	\$0.00
2730	Artículos deportivos	\$50,752.28	-\$6,728.00	\$44,024.28	\$0.00	\$44,024.28	\$0.00	\$0.00	\$44,024.28	\$0.00	\$0.00	\$0.00
2731	Artículos deportivos	\$50,752.28	-\$6,728.00	\$44,024.28	\$0.00	\$44,024.28	\$0.00	\$0.00	\$44,024.28	\$0.00	\$0.00	\$0.00
2740	Productos textiles	\$20,000.00	\$0.00	\$20,000.00	\$6,138.40	\$13,861.60	\$6,138.40	\$0.00	\$13,861.60	\$6,138.40	\$6,138.40	\$0.00
2741	Productos textiles	\$20,000.00	\$0.00	\$20,000.00	\$6,138.40	\$13,861.60	\$6,138.40	\$0.00	\$13,861.60	\$6,138.40	\$6,138.40	\$0.00
2750	Blancos y otros productos textiles, excepto prendas de ve	\$0.00	\$1,044.00	\$1,044.00	\$1,044.00	\$0.00	\$1,044.00	\$0.00	\$0.00	\$1,044.00	\$1,044.00	\$0.00
2751	Blancos y otros productos textiles, excepto prendas de ve	\$0.00	\$1,044.00	\$1,044.00	\$1,044.00	\$0.00	\$1,044.00	\$0.00	\$0.00	\$1,044.00	\$1,044.00	\$0.00
<b>2900</b>	<b>HERRAMIENTAS, REFACCIONES Y ACCESORIOS MEN</b>	<b>\$385,868.42</b>	<b>\$84,892.73</b>	<b>\$470,761.15</b>	<b>\$199,908.32</b>	<b>\$270,852.83</b>	<b>\$199,908.32</b>	<b>\$0.00</b>	<b>\$270,852.83</b>	<b>\$199,908.32</b>	<b>\$199,908.32</b>	<b>\$0.00</b>
2910	Herramientas menores	\$69,453.34	-\$5,161.17	\$64,292.17	\$7,368.25	\$56,923.92	\$7,368.25	\$0.00	\$56,923.92	\$7,368.25	\$7,368.25	\$0.00
2911	Herramientas menores	\$69,453.34	-\$5,161.17	\$64,292.17	\$7,368.25	\$56,923.92	\$7,368.25	\$0.00	\$56,923.92	\$7,368.25	\$7,368.25	\$0.00
2920	Refacciones y accesorios menores de edificios	\$50,717.94	\$0.00	\$50,717.94	\$828.47	\$49,889.47	\$828.47	\$0.00	\$49,889.47	\$828.47	\$828.47	\$0.00
2921	Refacciones y accesorios menores de edificios	\$50,717.94	\$0.00	\$50,717.94	\$828.47	\$49,889.47	\$828.47	\$0.00	\$49,889.47	\$828.47	\$828.47	\$0.00
2930	Refacciones y accesorios menores de mobiliario y equipo	\$31,385.60	\$0.00	\$31,385.60	\$0.00	\$31,385.60	\$0.00	\$0.00	\$31,385.60	\$0.00	\$0.00	\$0.00



Usr: planeacion  
Rep: rptEstadoPresupuestoEgresos

# Instituto Tecnológico Superior de Tepeaca Estado de Puebla

## Estado del Ejercicio del Presupuesto por Capítulo del Gasto Al 30/jun./2021

Fecha y 08/jul./2021

hora de Impresión 03:49 p. m.

Objeto del Gasto		Aprobado	Ampliaciones / (Reducciones)	Presupuesto Vigente	Comprometido	Presupuesto Disponibile para Comprometer	Devengado	Comprometido No Devengado	Presupuesto Sin Devengar	Ejercido	Pagado	Cuentas por Pagar Deuda
2931	Refacciones y accesorios menores de mobiliario y equipo	\$31,385.60	\$0.00	\$31,385.60	\$0.00	\$31,385.60	\$0.00	\$0.00	\$31,385.60	\$0.00	\$0.00	\$0.00
2940	Refacciones y accesorios menores de equipo de cómputo	\$112,586.24	\$90,053.90	\$202,640.14	\$150,487.01	\$52,153.13	\$150,487.01	\$0.00	\$52,153.13	\$150,487.01	\$150,487.01	\$0.00
2941	Refacciones y accesorios menores para equipo de cómputo	\$112,586.24	\$90,053.90	\$202,640.14	\$150,487.01	\$52,153.13	\$150,487.01	\$0.00	\$52,153.13	\$150,487.01	\$150,487.01	\$0.00
2960	Refacciones y accesorios menores de equipo de transporte	\$63,633.14	\$0.00	\$63,633.14	\$38,562.02	\$25,071.12	\$38,562.02	\$0.00	\$25,071.12	\$38,562.02	\$38,562.02	\$0.00
2961	Refacciones y accesorios menores de equipo de transporte	\$63,633.14	\$0.00	\$63,633.14	\$38,562.02	\$25,071.12	\$38,562.02	\$0.00	\$25,071.12	\$38,562.02	\$38,562.02	\$0.00
2980	Refacciones y accesorios menores de maquinaria y otros	\$33,092.16	\$0.00	\$33,092.16	\$1,902.24	\$31,189.92	\$1,902.24	\$0.00	\$31,189.92	\$1,902.24	\$1,902.24	\$0.00
2981	Refacciones y accesorios menores de maquinaria y otros	\$33,092.16	\$0.00	\$33,092.16	\$1,902.24	\$31,189.92	\$1,902.24	\$0.00	\$31,189.92	\$1,902.24	\$1,902.24	\$0.00
2990	Refacciones y accesorios menores otros bienes muebles	\$25,000.00	\$0.00	\$25,000.00	\$760.33	\$24,239.67	\$760.33	\$0.00	\$24,239.67	\$760.33	\$760.33	\$0.00
2991	Refacciones y accesorios menores de otros bienes muebles	\$25,000.00	\$0.00	\$25,000.00	\$760.33	\$24,239.67	\$760.33	\$0.00	\$24,239.67	\$760.33	\$760.33	\$0.00
<b>3000</b>	<b>SERVICIOS GENERALES</b>	<b>\$5,413,457.50</b>	<b>\$49,967.86</b>	<b>\$5,463,425.36</b>	<b>\$2,423,338.11</b>	<b>\$3,040,087.25</b>	<b>\$2,271,461.76</b>	<b>\$151,876.35</b>	<b>\$3,191,963.60</b>	<b>\$2,271,461.76</b>	<b>\$2,163,346.35</b>	<b>\$108,115.41</b>
<b>3100</b>	<b>SERVICIOS BÁSICOS</b>	<b>\$539,945.56</b>	<b>\$2,084.00</b>	<b>\$542,029.56</b>	<b>\$198,652.27</b>	<b>\$343,377.29</b>	<b>\$198,652.27</b>	<b>\$0.00</b>	<b>\$343,377.29</b>	<b>\$198,652.27</b>	<b>\$198,652.27</b>	<b>\$0.00</b>
3110	Energía eléctrica	\$215,375.04	-\$2,320.00	\$213,055.04	\$50,634.00	\$162,421.04	\$50,634.00	\$0.00	\$162,421.04	\$50,634.00	\$50,634.00	\$0.00
3111	Servicio de energía eléctrica	\$215,375.04	-\$2,320.00	\$213,055.04	\$50,634.00	\$162,421.04	\$50,634.00	\$0.00	\$162,421.04	\$50,634.00	\$50,634.00	\$0.00
3120	Gas	\$30,000.00	\$0.00	\$30,000.00	\$0.00	\$30,000.00	\$0.00	\$0.00	\$30,000.00	\$0.00	\$0.00	\$0.00
3121	Servicio de gas	\$30,000.00	\$0.00	\$30,000.00	\$0.00	\$30,000.00	\$0.00	\$0.00	\$30,000.00	\$0.00	\$0.00	\$0.00
3130	Agua	\$0.00	\$4,404.00	\$4,404.00	\$4,404.00	\$0.00	\$4,404.00	\$0.00	\$0.00	\$4,404.00	\$4,404.00	\$0.00
3131	Servicio de agua	\$0.00	\$4,404.00	\$4,404.00	\$4,404.00	\$0.00	\$4,404.00	\$0.00	\$0.00	\$4,404.00	\$4,404.00	\$0.00
3140	Telefonía tradicional	\$9,530.20	\$0.00	\$9,530.20	\$3,098.51	\$6,431.69	\$3,098.51	\$0.00	\$6,431.69	\$3,098.51	\$3,098.51	\$0.00
3141	Servicio telefónico convencional	\$9,530.20	\$0.00	\$9,530.20	\$3,098.51	\$6,431.69	\$3,098.51	\$0.00	\$6,431.69	\$3,098.51	\$3,098.51	\$0.00
3150	Telefonía celular	\$8,407.92	\$0.00	\$8,407.92	\$3,946.12	\$4,461.80	\$3,946.12	\$0.00	\$4,461.80	\$3,946.12	\$3,946.12	\$0.00
3151	Servicio de telefonía celular	\$8,407.92	\$0.00	\$8,407.92	\$3,946.12	\$4,461.80	\$3,946.12	\$0.00	\$4,461.80	\$3,946.12	\$3,946.12	\$0.00
3170	Servicios de acceso de Internet, redes y procesamiento de datos	\$273,632.40	\$0.00	\$273,632.40	\$136,304.64	\$137,327.76	\$136,304.64	\$0.00	\$137,327.76	\$136,304.64	\$136,304.64	\$0.00
3171	Servicios de acceso de internet	\$273,632.40	-\$49,304.64	\$224,327.76	\$87,000.00	\$137,327.76	\$87,000.00	\$0.00	\$137,327.76	\$87,000.00	\$87,000.00	\$0.00
3172	Servicios de redes y procesamiento de información	\$0.00	\$49,304.64	\$49,304.64	\$49,304.64	\$0.00	\$49,304.64	\$0.00	\$0.00	\$49,304.64	\$49,304.64	\$0.00
3180	Servicios postales y telegráficos	\$3,000.00	\$0.00	\$3,000.00	\$265.00	\$2,735.00	\$265.00	\$0.00	\$2,735.00	\$265.00	\$265.00	\$0.00
3181	Servicio postal	\$3,000.00	\$0.00	\$3,000.00	\$265.00	\$2,735.00	\$265.00	\$0.00	\$2,735.00	\$265.00	\$265.00	\$0.00
<b>3200</b>	<b>SERVICIOS DE ARRENDAMIENTO</b>	<b>\$369,073.04</b>	<b>\$31,086.30</b>	<b>\$400,159.34</b>	<b>\$281,634.68</b>	<b>\$118,524.66</b>	<b>\$279,726.68</b>	<b>\$1,908.00</b>	<b>\$120,432.66</b>	<b>\$279,726.68</b>	<b>\$279,726.68</b>	<b>\$0.00</b>
3230	Arrendamiento de mobiliario y equipo de administración, educación e investigación	\$93,150.00	\$0.00	\$93,150.00	\$37,500.00	\$55,650.00	\$37,500.00	\$0.00	\$55,650.00	\$37,500.00	\$37,500.00	\$0.00
3232	Arrendamiento de equipo y bienes informáticos	\$93,150.00	\$0.00	\$93,150.00	\$37,500.00	\$55,650.00	\$37,500.00	\$0.00	\$55,650.00	\$37,500.00	\$37,500.00	\$0.00
3250	Arrendamiento de equipo de transporte	\$10,000.00	-\$10,000.00	\$0.00	\$0.00	\$0.00	\$0.00	\$0.00	\$0.00	\$0.00	\$0.00	\$0.00
3251	Arrendamiento de vehículos terrestres, aéreos, marítimos	\$10,000.00	-\$10,000.00	\$0.00	\$0.00	\$0.00	\$0.00	\$0.00	\$0.00	\$0.00	\$0.00	\$0.00
3260	Arrendamiento de maquinaria, otros equipos y herramientas	\$30,000.00	\$13,362.00	\$43,362.00	\$30,222.00	\$13,140.00	\$30,222.00	\$0.00	\$13,140.00	\$30,222.00	\$30,222.00	\$0.00
3261	Arrendamiento de maquinaria, otros equipos y herramientas	\$30,000.00	\$13,362.00	\$43,362.00	\$30,222.00	\$13,140.00	\$30,222.00	\$0.00	\$13,140.00	\$30,222.00	\$30,222.00	\$0.00
3270	Arrendamiento de activos intangibles	\$209,608.04	\$0.00	\$209,608.04	\$173,030.88	\$36,577.16	\$171,122.88	\$1,908.00	\$38,485.16	\$171,122.88	\$171,122.88	\$0.00
3271	Derechos de autor, patentes, regalías y otros	\$209,608.04	\$0.00	\$209,608.04	\$173,030.88	\$36,577.16	\$171,122.88	\$1,908.00	\$38,485.16	\$171,122.88	\$171,122.88	\$0.00



Usr: planeacion  
Rep: rptEstadoPresupuestoEgresos

# Instituto Tecnológico Superior de Tepeaca Estado de Puebla

## Estado del Ejercicio del Presupuesto por Capítulo del Gasto Al 30/jun./2021

Fecha y 08/jul./2021

hora de Impresión 03:49 p. m.

Objeto del Gasto		Aprobado	Ampliaciones / (Reducciones)	Presupuesto Vigente	Comprometido	Presupuesto Disponibile para Comprometer	Devengado	Comprometido No Devengado	Presupuesto Sin Devengar	Ejercido	Pagado	Cuentas por Pagar Deuda
3290	Otros arrendamientos	\$26,315.00	\$27,724.30	\$54,039.30	\$40,881.80	\$13,157.50	\$40,881.80	\$0.00	\$13,157.50	\$40,881.80	\$40,881.80	\$0.00
3291	Otros arrendamientos	\$26,315.00	\$27,724.30	\$54,039.30	\$40,881.80	\$13,157.50	\$40,881.80	\$0.00	\$13,157.50	\$40,881.80	\$40,881.80	\$0.00
<b>3300</b>	<b>SERVICIOS PROFESIONALES, CIENTÍFICOS, TÉCNICO</b>	<b>\$1,932,355.56</b>	<b>-\$25,593.75</b>	<b>\$1,906,761.81</b>	<b>\$562,184.60</b>	<b>\$1,344,577.21</b>	<b>\$415,618.60</b>	<b>\$146,566.00</b>	<b>\$1,491,143.21</b>	<b>\$415,618.60</b>	<b>\$415,618.60</b>	<b>\$0.00</b>
3310	Servicios legales, de contabilidad, auditoría y relacionado	\$468,850.00	\$0.00	\$468,850.00	\$0.00	\$468,850.00	\$0.00	\$0.00	\$468,850.00	\$0.00	\$0.00	\$0.00
3312	Otros Servicios para la operación de programas	\$468,850.00	\$0.00	\$468,850.00	\$0.00	\$468,850.00	\$0.00	\$0.00	\$468,850.00	\$0.00	\$0.00	\$0.00
3340	Servicios de capacitación	\$353,513.42	-\$10,593.75	\$342,919.67	\$195,066.80	\$147,852.87	\$55,368.00	\$139,698.80	\$287,551.67	\$55,368.00	\$55,368.00	\$0.00
3341	Capacitación institucional	\$353,513.42	-\$10,593.75	\$342,919.67	\$195,066.80	\$147,852.87	\$55,368.00	\$139,698.80	\$287,551.67	\$55,368.00	\$55,368.00	\$0.00
3350	Servicios de investigación científica y desarrollo	\$100,000.00	-\$15,000.00	\$85,000.00	\$4,350.32	\$80,649.68	\$4,350.32	\$0.00	\$80,649.68	\$4,350.32	\$4,350.32	\$0.00
3351	Servicios de investigación científica y desarrollo	\$100,000.00	-\$15,000.00	\$85,000.00	\$4,350.32	\$80,649.68	\$4,350.32	\$0.00	\$80,649.68	\$4,350.32	\$4,350.32	\$0.00
3360	Servicios de apoyo administrativo, traducción, fotocopiado	\$80,235.14	\$0.00	\$80,235.14	\$17,947.48	\$62,287.66	\$11,080.28	\$6,867.20	\$69,154.86	\$11,080.28	\$11,080.28	\$0.00
3362	Servicios de apoyo administrativo	\$80,235.14	-\$6,867.20	\$73,367.94	\$11,080.28	\$62,287.66	\$11,080.28	\$0.00	\$62,287.66	\$11,080.28	\$11,080.28	\$0.00
3364	Servicios de impresión de material informativo derivado d	\$0.00	\$6,867.20	\$6,867.20	\$6,867.20	\$0.00	\$0.00	\$6,867.20	\$6,867.20	\$0.00	\$0.00	\$0.00
3370	Servicios de protección y seguridad	\$4,646.00	\$0.00	\$4,646.00	\$0.00	\$4,646.00	\$0.00	\$0.00	\$4,646.00	\$0.00	\$0.00	\$0.00
3371	Servicios de protección y seguridad	\$4,646.00	\$0.00	\$4,646.00	\$0.00	\$4,646.00	\$0.00	\$0.00	\$4,646.00	\$0.00	\$0.00	\$0.00
3380	Servicios de vigilancia	\$925,111.00	\$0.00	\$925,111.00	\$344,820.00	\$580,291.00	\$344,820.00	\$0.00	\$580,291.00	\$344,820.00	\$344,820.00	\$0.00
3381	Servicios de vigilancia	\$925,111.00	\$0.00	\$925,111.00	\$344,820.00	\$580,291.00	\$344,820.00	\$0.00	\$580,291.00	\$344,820.00	\$344,820.00	\$0.00
<b>3400</b>	<b>SERVICIOS FINANCIEROS, BANCARIOS Y COMERCIAL</b>	<b>\$275,400.00</b>	<b>-\$37,626.80</b>	<b>\$237,773.20</b>	<b>\$157,488.03</b>	<b>\$80,285.17</b>	<b>\$157,488.03</b>	<b>\$0.00</b>	<b>\$80,285.17</b>	<b>\$157,488.03</b>	<b>\$157,488.03</b>	<b>\$0.00</b>
3410	Servicios financieros y bancarios	\$50,500.00	-\$19,500.00	\$31,000.00	\$7,589.93	\$23,410.07	\$7,589.93	\$0.00	\$23,410.07	\$7,589.93	\$7,589.93	\$0.00
3411	Servicios financieros y bancarios	\$50,500.00	-\$19,500.00	\$31,000.00	\$7,589.93	\$23,410.07	\$7,589.93	\$0.00	\$23,410.07	\$7,589.93	\$7,589.93	\$0.00
3450	Seguro de bienes patrimoniales	\$139,900.00	-\$20,446.80	\$119,453.20	\$88,563.94	\$30,889.26	\$88,563.94	\$0.00	\$30,889.26	\$88,563.94	\$88,563.94	\$0.00
3451	Seguros de bienes patrimoniales	\$139,900.00	-\$20,446.80	\$119,453.20	\$88,563.94	\$30,889.26	\$88,563.94	\$0.00	\$30,889.26	\$88,563.94	\$88,563.94	\$0.00
3470	Fletes y maniobras	\$0.00	\$2,320.00	\$2,320.00	\$2,320.00	\$0.00	\$2,320.00	\$0.00	\$0.00	\$2,320.00	\$2,320.00	\$0.00
3471	Fletes y maniobras	\$0.00	\$2,320.00	\$2,320.00	\$2,320.00	\$0.00	\$2,320.00	\$0.00	\$0.00	\$2,320.00	\$2,320.00	\$0.00
3480	Comisiones por ventas	\$85,000.00	\$0.00	\$85,000.00	\$59,014.16	\$25,985.84	\$59,014.16	\$0.00	\$25,985.84	\$59,014.16	\$59,014.16	\$0.00
3481	Comisiones por ventas	\$85,000.00	\$0.00	\$85,000.00	\$59,014.16	\$25,985.84	\$59,014.16	\$0.00	\$25,985.84	\$59,014.16	\$59,014.16	\$0.00
<b>3500</b>	<b>SERVICIOS DE INSTALACIÓN, REPARACIÓN, MANTENI</b>	<b>\$477,395.64</b>	<b>\$265,729.07</b>	<b>\$743,124.71</b>	<b>\$603,724.16</b>	<b>\$139,400.55</b>	<b>\$603,724.16</b>	<b>\$0.00</b>	<b>\$139,400.55</b>	<b>\$603,724.16</b>	<b>\$603,724.16</b>	<b>\$0.00</b>
3510	Conservación y mantenimiento menor de inmuebles	\$80,000.00	\$441,233.16	\$521,233.16	\$505,973.07	\$15,260.09	\$505,973.07	\$0.00	\$15,260.09	\$505,973.07	\$505,973.07	\$0.00
3511	Mantenimiento y conservación menor de inmuebles para	\$80,000.00	-\$80,000.00	\$0.00	\$0.00	\$0.00	\$0.00	\$0.00	\$0.00	\$0.00	\$0.00	\$0.00
3512	Mantenimiento y conservación menor de inmuebles para	\$0.00	\$521,233.16	\$521,233.16	\$505,973.07	\$15,260.09	\$505,973.07	\$0.00	\$15,260.09	\$505,973.07	\$505,973.07	\$0.00
3520	Instalación, reparación y mantenimiento de mobiliario y ex	\$55,301.58	-\$15,000.00	\$40,301.58	\$0.00	\$40,301.58	\$0.00	\$0.00	\$40,301.58	\$0.00	\$0.00	\$0.00
3521	Mantenimiento y conservación de mobiliario y equipo de e	\$55,301.58	-\$15,000.00	\$40,301.58	\$0.00	\$40,301.58	\$0.00	\$0.00	\$40,301.58	\$0.00	\$0.00	\$0.00
3530	Instalación, reparación y mantenimiento de equipo de cón	\$47,425.50	-\$2,320.00	\$45,105.50	\$0.00	\$45,105.50	\$0.00	\$0.00	\$45,105.50	\$0.00	\$0.00	\$0.00
3531	Instalación, reparación y mantenimiento de equipo de cón	\$47,425.50	-\$2,320.00	\$45,105.50	\$0.00	\$45,105.50	\$0.00	\$0.00	\$45,105.50	\$0.00	\$0.00	\$0.00
3550	Reparación y mantenimiento de equipo de transporte	\$55,668.50	\$0.00	\$55,668.50	\$45,115.62	\$10,552.88	\$45,115.62	\$0.00	\$10,552.88	\$45,115.62	\$45,115.62	\$0.00
3551	Mantenimiento y conservación de vehículos terrestres, aé	\$55,668.50	\$0.00	\$55,668.50	\$45,115.62	\$10,552.88	\$45,115.62	\$0.00	\$10,552.88	\$45,115.62	\$45,115.62	\$0.00



Usr: planeacion  
Rep: rptEstadoPresupuestoEgresos

# Instituto Tecnológico Superior de Tepeaca Estado de Puebla


## Estado del Ejercicio del Presupuesto por Capítulo del Gasto Al 30/jun./2021

Fecha y 08/jul./2021


hora de Impresión 03:49 p. m.


Objeto del Gasto		Aprobado	Ampliaciones / (Reducciones)	Presupuesto Vigente	Comprometido	Presupuesto Disponibile para Comprometer	Devengado	Comprometido No Devengado	Presupuesto Sin Devengar	Ejercido	Pagado	Cuentas por Pagar Deuda
3570	Instalación, reparación y mantenimiento de maquinaria, o	\$70,000.00	-\$54,763.40	\$15,236.60	\$15,097.40	\$139.20	\$15,097.40	\$0.00	\$139.20	\$15,097.40	\$15,097.40	\$0.00
3571	Instalación, reparación y mantenimiento de maquinaria y	\$70,000.00	-\$54,763.40	\$15,236.60	\$15,097.40	\$139.20	\$15,097.40	\$0.00	\$139.20	\$15,097.40	\$15,097.40	\$0.00
3580	Servicios de limpieza y manejo de desechos	\$100,000.00	-\$82,254.17	\$17,745.83	\$16,714.44	\$1,031.39	\$16,714.44	\$0.00	\$1,031.39	\$16,714.44	\$16,714.44	\$0.00
3581	Servicios de limpieza y manejo de desechos	\$100,000.00	-\$82,254.17	\$17,745.83	\$16,714.44	\$1,031.39	\$16,714.44	\$0.00	\$1,031.39	\$16,714.44	\$16,714.44	\$0.00
3590	Servicios de jardinería y fumigación	\$69,000.06	-\$21,166.52	\$47,833.54	\$20,823.63	\$27,009.91	\$20,823.63	\$0.00	\$27,009.91	\$20,823.63	\$20,823.63	\$0.00
3591	Servicios de jardinería y fumigación	\$69,000.06	-\$21,166.52	\$47,833.54	\$20,823.63	\$27,009.91	\$20,823.63	\$0.00	\$27,009.91	\$20,823.63	\$20,823.63	\$0.00
<b>3600</b>	<b>SERVICIOS DE COMUNICACIÓN SOCIAL Y PUBLICIDAD</b>	<b>\$210,000.00</b>	<b>-\$200,637.64</b>	<b>\$9,362.36</b>	<b>\$9,362.36</b>	<b>\$0.00</b>	<b>\$6,728.00</b>	<b>\$2,634.36</b>	<b>\$2,634.36</b>	<b>\$6,728.00</b>	<b>\$6,728.00</b>	<b>\$0.00</b>
3610	Difusión por radio, televisión y otros medios de mensajes	\$210,000.00	-\$210,000.00	\$0.00	\$0.00	\$0.00	\$0.00	\$0.00	\$0.00	\$0.00	\$0.00	\$0.00
3611	Difusión por radio, televisión y otros medios de mensajes	\$210,000.00	-\$210,000.00	\$0.00	\$0.00	\$0.00	\$0.00	\$0.00	\$0.00	\$0.00	\$0.00	\$0.00
3620	Difusión por radio, televisión y otros medios de mensajes	\$0.00	\$9,362.36	\$9,362.36	\$9,362.36	\$0.00	\$6,728.00	\$2,634.36	\$2,634.36	\$6,728.00	\$6,728.00	\$0.00
3621	Difusión por radio, televisión y otros medios de mensajes	\$0.00	\$9,362.36	\$9,362.36	\$9,362.36	\$0.00	\$6,728.00	\$2,634.36	\$2,634.36	\$6,728.00	\$6,728.00	\$0.00
<b>3700</b>	<b>SERVICIOS DE TRASLADOS Y VIÁTICOS</b>	<b>\$253,233.34</b>	<b>-\$439.29</b>	<b>\$252,794.05</b>	<b>\$27,383.32</b>	<b>\$225,410.73</b>	<b>\$27,383.32</b>	<b>\$0.00</b>	<b>\$225,410.73</b>	<b>\$27,383.32</b>	<b>\$27,383.32</b>	<b>\$0.00</b>
3710	Pasajes aéreos	\$25,000.00	\$0.00	\$25,000.00	\$0.00	\$25,000.00	\$0.00	\$0.00	\$25,000.00	\$0.00	\$0.00	\$0.00
3711	Pasajes aéreos nacionales	\$25,000.00	\$0.00	\$25,000.00	\$0.00	\$25,000.00	\$0.00	\$0.00	\$25,000.00	\$0.00	\$0.00	\$0.00
3720	Pasajes terrestres	\$56,646.92	\$0.00	\$56,646.92	\$1,232.00	\$55,414.92	\$1,232.00	\$0.00	\$55,414.92	\$1,232.00	\$1,232.00	\$0.00
3721	Pasajes terrestres nacionales	\$56,646.92	\$0.00	\$56,646.92	\$1,232.00	\$55,414.92	\$1,232.00	\$0.00	\$55,414.92	\$1,232.00	\$1,232.00	\$0.00
3750	Viáticos en el país	\$166,836.42	-\$4,439.29	\$162,397.13	\$25,086.32	\$137,310.81	\$25,086.32	\$0.00	\$137,310.81	\$25,086.32	\$25,086.32	\$0.00
3751	Viáticos en el país	\$166,836.42	-\$4,439.29	\$162,397.13	\$25,086.32	\$137,310.81	\$25,086.32	\$0.00	\$137,310.81	\$25,086.32	\$25,086.32	\$0.00
3780	Servicios integrales de traslado y viáticos	\$4,750.00	\$0.00	\$4,750.00	\$0.00	\$4,750.00	\$0.00	\$0.00	\$4,750.00	\$0.00	\$0.00	\$0.00
3781	Servicios integrales de traslado y viáticos nacionales para	\$4,750.00	\$0.00	\$4,750.00	\$0.00	\$4,750.00	\$0.00	\$0.00	\$4,750.00	\$0.00	\$0.00	\$0.00
3790	Otros servicios de traslado y hospedaje	\$0.00	\$4,000.00	\$4,000.00	\$1,065.00	\$2,935.00	\$1,065.00	\$0.00	\$2,935.00	\$1,065.00	\$1,065.00	\$0.00
3791	Otros servicios de traslado y hospedaje	\$0.00	\$4,000.00	\$4,000.00	\$1,065.00	\$2,935.00	\$1,065.00	\$0.00	\$2,935.00	\$1,065.00	\$1,065.00	\$0.00
<b>3800</b>	<b>SERVICIOS OFICIALES</b>	<b>\$268,456.00</b>	<b>\$0.00</b>	<b>\$268,456.00</b>	<b>\$5,905.84</b>	<b>\$262,550.16</b>	<b>\$5,905.84</b>	<b>\$0.00</b>	<b>\$262,550.16</b>	<b>\$5,905.84</b>	<b>\$5,905.84</b>	<b>\$0.00</b>
3820	Gastos de orden social y cultural	\$159,480.00	\$2,000.00	\$161,480.00	\$5,905.84	\$155,574.16	\$5,905.84	\$0.00	\$155,574.16	\$5,905.84	\$5,905.84	\$0.00
3821	Gastos de orden social	\$159,480.00	\$0.00	\$159,480.00	\$4,457.00	\$155,023.00	\$4,457.00	\$0.00	\$155,023.00	\$4,457.00	\$4,457.00	\$0.00
3822	Gastos de orden cultural	\$0.00	\$2,000.00	\$2,000.00	\$1,448.84	\$551.16	\$1,448.84	\$0.00	\$551.16	\$1,448.84	\$1,448.84	\$0.00
3830	Congresos y convenciones	\$108,976.00	-\$2,000.00	\$106,976.00	\$0.00	\$106,976.00	\$0.00	\$0.00	\$106,976.00	\$0.00	\$0.00	\$0.00
3831	Congresos y convenciones	\$108,976.00	-\$2,000.00	\$106,976.00	\$0.00	\$106,976.00	\$0.00	\$0.00	\$106,976.00	\$0.00	\$0.00	\$0.00
<b>3900</b>	<b>OTROS SERVICIOS GENERALES</b>	<b>\$1,087,598.36</b>	<b>\$15,365.97</b>	<b>\$1,102,964.33</b>	<b>\$577,002.85</b>	<b>\$525,961.48</b>	<b>\$576,234.86</b>	<b>\$767.99</b>	<b>\$526,729.47</b>	<b>\$576,234.86</b>	<b>\$468,119.45</b>	<b>\$108,115.41</b>
3920	Impuestos y derechos	\$5,692.50	\$99,130.00	\$104,822.50	\$83,385.00	\$21,437.50	\$83,385.00	\$0.00	\$21,437.50	\$83,385.00	\$36,705.00	\$46,680.00
3921	Otros impuestos y derechos	\$5,692.50	\$99,130.00	\$104,822.50	\$83,385.00	\$21,437.50	\$83,385.00	\$0.00	\$21,437.50	\$83,385.00	\$36,705.00	\$46,680.00
3980	Impuesto sobre nóminas y otros que se deriven de una re	\$867,295.72	\$0.00	\$867,295.72	\$406,817.93	\$460,477.79	\$406,049.94	\$767.99	\$461,245.78	\$406,049.94	\$344,614.53	\$61,435.41
3981	Impuesto sobre nóminas y otros que se deriven de una re	\$867,295.72	\$0.00	\$867,295.72	\$406,817.93	\$460,477.79	\$406,049.94	\$767.99	\$461,245.78	\$406,049.94	\$344,614.53	\$61,435.41
3990	Otros servicios generales	\$214,610.14	-\$83,764.03	\$130,846.11	\$86,799.92	\$44,046.19	\$86,799.92	\$0.00	\$44,046.19	\$86,799.92	\$86,799.92	\$0.00
3991	Gastos por actividades de Coordinación con el Gobernad	\$214,610.14	-\$170,667.07	\$43,943.07	\$0.00	\$43,943.07	\$0.00	\$0.00	\$43,943.07	\$0.00	\$0.00	\$0.00

Objeto del Gasto		Aprobado	Ampliaciones / (Reducciones)	Presupuesto Vigente	Comprometido	Presupuesto Disponible para Comprometer	Devengado	Comprometido No Devengado	Presupuesto Sin Devengar	Ejercido	Pagado	Cuentas por Pagar Deuda
3993	Otros servicios generales	\$0.00	\$86,903.04	\$86,903.04	\$86,799.92	\$103.12	\$86,799.92	\$0.00	\$103.12	\$86,799.92	\$86,799.92	\$0.00
<b>5000</b>	<b>BIENES MUEBLES, INMUEBLES E INTANGIBLES</b>	<b>\$806,794.00</b>	<b>-\$500.00</b>	<b>\$806,294.00</b>	<b>\$0.00</b>	<b>\$806,294.00</b>	<b>\$0.00</b>	<b>\$0.00</b>	<b>\$806,294.00</b>	<b>\$0.00</b>	<b>\$0.00</b>	<b>\$0.00</b>
<b>5100</b>	<b>MOBILIARIO Y EQUIPO DE ADMINISTRACIÓN</b>	<b>\$700,000.00</b>	<b>\$0.00</b>	<b>\$700,000.00</b>	<b>\$0.00</b>	<b>\$700,000.00</b>	<b>\$0.00</b>	<b>\$0.00</b>	<b>\$700,000.00</b>	<b>\$0.00</b>	<b>\$0.00</b>	<b>\$0.00</b>
5110	Muebles de oficina y estantería	\$100,000.00	\$0.00	\$100,000.00	\$0.00	\$100,000.00	\$0.00	\$0.00	\$100,000.00	\$0.00	\$0.00	\$0.00
5111	Muebles de oficina y estantería	\$100,000.00	\$0.00	\$100,000.00	\$0.00	\$100,000.00	\$0.00	\$0.00	\$100,000.00	\$0.00	\$0.00	\$0.00
5150	Equipo de cómputo y de tecnologías de la información	\$600,000.00	\$0.00	\$600,000.00	\$0.00	\$600,000.00	\$0.00	\$0.00	\$600,000.00	\$0.00	\$0.00	\$0.00
5151	Equipo de cómputo y de tecnología de la información	\$600,000.00	\$0.00	\$600,000.00	\$0.00	\$600,000.00	\$0.00	\$0.00	\$600,000.00	\$0.00	\$0.00	\$0.00
<b>5200</b>	<b>MOBILIARIO Y EQUIPO EDUCACIONAL Y RECREATIVO</b>	<b>\$106,794.00</b>	<b>-\$500.00</b>	<b>\$106,294.00</b>	<b>\$0.00</b>	<b>\$106,294.00</b>	<b>\$0.00</b>	<b>\$0.00</b>	<b>\$106,294.00</b>	<b>\$0.00</b>	<b>\$0.00</b>	<b>\$0.00</b>
5210	Equipos y aparatos audiovisuales	\$56,794.00	\$0.00	\$56,794.00	\$0.00	\$56,794.00	\$0.00	\$0.00	\$56,794.00	\$0.00	\$0.00	\$0.00
5211	Equipos y aparatos audiovisuales	\$56,794.00	\$0.00	\$56,794.00	\$0.00	\$56,794.00	\$0.00	\$0.00	\$56,794.00	\$0.00	\$0.00	\$0.00
5230	Cámaras fotográficas y de video	\$50,000.00	-\$500.00	\$49,500.00	\$0.00	\$49,500.00	\$0.00	\$0.00	\$49,500.00	\$0.00	\$0.00	\$0.00
5231	Cámaras fotográficas y de video	\$50,000.00	-\$500.00	\$49,500.00	\$0.00	\$49,500.00	\$0.00	\$0.00	\$49,500.00	\$0.00	\$0.00	\$0.00
<b>Total</b>		<b>\$46,925,789.00</b>	<b>\$272,411.16</b>	<b>\$47,198,200.16</b>	<b>\$20,130,775.59</b>	<b>\$27,067,424.57</b>	<b>\$19,846,023.09</b>	<b>\$284,752.50</b>	<b>\$27,352,177.07</b>	<b>\$19,846,023.09</b>	<b>\$19,513,415.13</b>	<b>\$332,607.96</b>

  
DRA. MARIA LUISA JUAREZ HERNANDEZ  
DIRECTORA GENERAL

  
MI. GABRIELA CECILIA PORTES FLORES LARA  
SUBDIRECTORA DE PLANEACIÓN Y EVALUACIÓN

  
LGAP. MARIA AZUCENA ARRIETA OCHOA  
JEFA DPTO. RECURSOS FINANCIEROS Y CONTABILIDAD

  
MGP. JORGE GARCIA FLORES  
DIRECTOR DE PLANEACION, ADMINISTRACION Y FINANZAS

  
MIA. JOSÉ GUADALUPE AGUILAR JIMÉNEZ  
SUBDIRECTOR DE ADMINISTRACION Y FINANZAS

"Bajo protesta de decir verdad declaramos que los Estados Financieros y sus notas, son razonablemente correctos y son responsabilidad del emisor".

